


TrowelEase Flooring Systems





System Description

Wolverine Coating Corporation's TrowelEase products are three-component systems used as polymer mortar overlays to repair or resurface old or damaged concrete. TrowelEase systems are significantly stronger than concrete, using engineered aggregates and a polymer binder that provide a high-strength, easy to work with mortar. TrowelEase is primarily used to patch or overlay horizontal surfaces. Other uses include rebuilding joint nosings on warehouse floors, buildings, parking decks, etc.

Application Summary

Liquid components are pre-mixed, then mixed with aggregate. The mortar is then typically applied with a screed box and trowel.

Common Applications

Warehouse, hangars, maintenance shop, packaging area, process rooms, machine shop, loading docks, test areas, manufacturing areas, light industrial, walkways



TrowelEase Flooring Systems

SYSTEMS



Most Specified System Options

**Many more
products available*

Primer: BondTite 1101 (also available in Extended pot life formulation, BondTite 1101-EP)

TrowelEase 1160 - Used for epoxy flooring or concrete patching. It has harder curing than other TrowelEase products, and offers high impact resistance. TrowelEase 1160 can be used to resurface the whole floor.

TrowelEase 1162 - Has more flexibility and impact resistant than TrowelEase 1160. TrowelEase 1162 can be used for concrete patch work, as well as spalled concrete.

TrowelEase 1164 - Fast cure version of TrowelEase 1160. TrowelEase 1164 offers high impact resistance and can be used to resurface the whole floor.

Optional Urethane Sealer Coat (Scratch & UV Resistant): EnduraShield 2254

Texture


Optional depending on aggregate choice and liquid-to-aggregate ratio.

Components

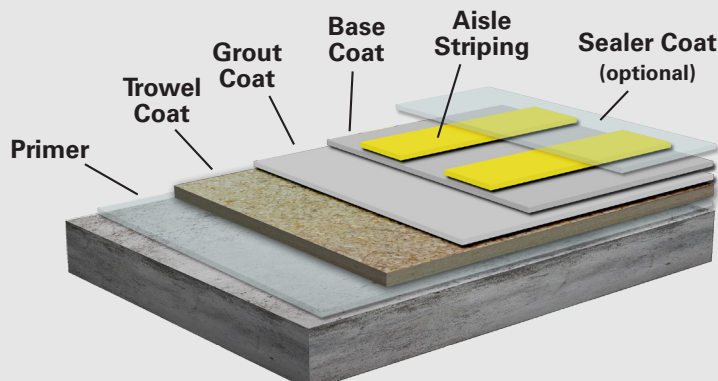
Primer: BondTite 1101, Trowel Coat: TrowelEase 1160/1162/1164,

Optional Grout Coat: LiquaTex 1151

BASIC RESURFACE



EXTENDED RESURFACE



Grout Coat & Base Coat Color Options

Bone White WH2A**Silver Gray** GY1D**Steel Gray** GY2A**BattleShip Gray** GY4B**Slate Gray** GY6A**Onyx Black** BK7A**Desert Beige** TN4A**Island Tan** TN6A**Mocha Brown** BR5A**Tile Red** RD3A**Sky Blue** BU1A**Deep Blue** BU8A**Dusk Blue** BU4A**Safety Blue** BU5A**Safety Green** GR1A**Safety Yellow** YL2A**Safety Orange** OR1A**Safety Red** RD2A

Color charts have been optimized to show colors as accurately as possible. Due to screen and printing limitations, you should consult your local Wolverine Coatings Corporation representative when color is critical or if custom colors or matching is desired.

"Big company" capabilities with "small company" personalized service.



Wolverine Coatings Corporation
5969 Highway 221 | Roebuck SC, 29376
Tel: (864) 587-3144 | Fax: (864) 587-3147
E-mail: Sales@wolverinecoatings.com
WolverineCoatings.com