




864.587.3144 • wolverinecoatings.com


Color Chart

Heavy Duty Industrial Coatings

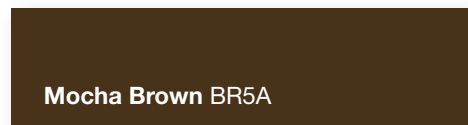
Tank Linings, Chemical Containment, Heavy Duty Floors and Walls




Desert Beige TN4A




Island Tan TN6A



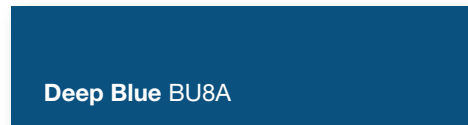
Mocha Brown BR5A



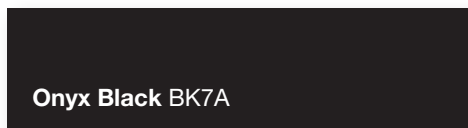
Sky Blue BU1A



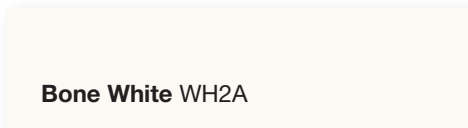
Dusk Blue BU4A




Deep Blue BU8A



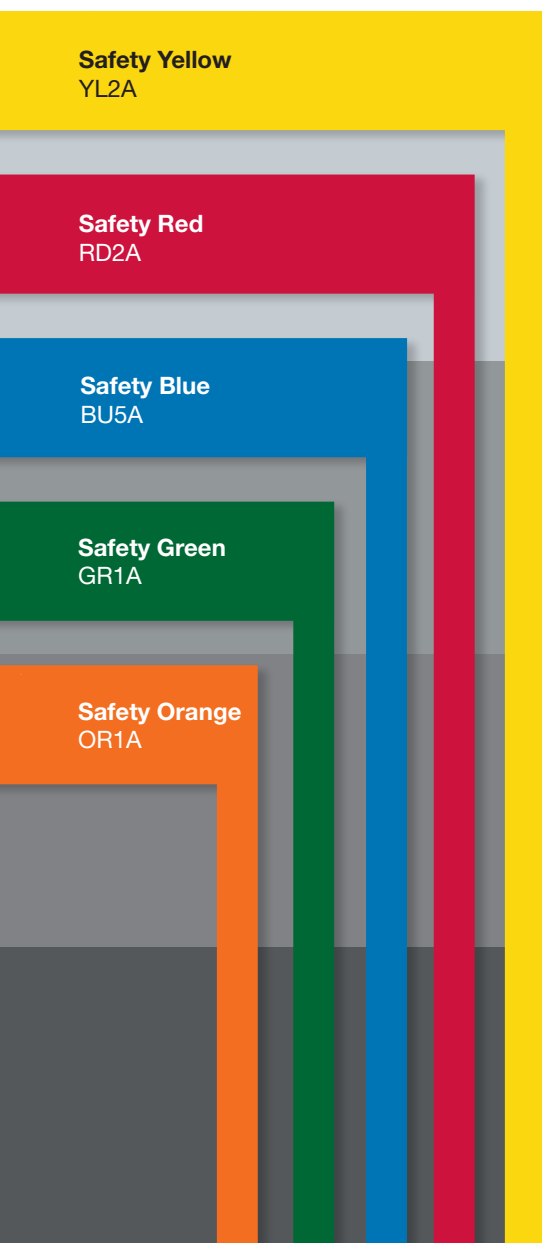
Onyx Black BK7A



Bone White WH2A



Tile Red RD3A



**Safety Yellow
YL2A**


**Safety Red
RD2A**

**Safety Blue
BU5A**

**Safety Green
GR1A**

**Safety Orange
OR1A**

This color chart has been optimized to show the color of our coatings as accurately as possible. If color is critical, please ask your representative for an actual sample of the product.



**Silver Gray
GY1D**

**Steel Gray
GY2A**

**Battleship Gray
GY4B**

**Slate Gray
GY6A**